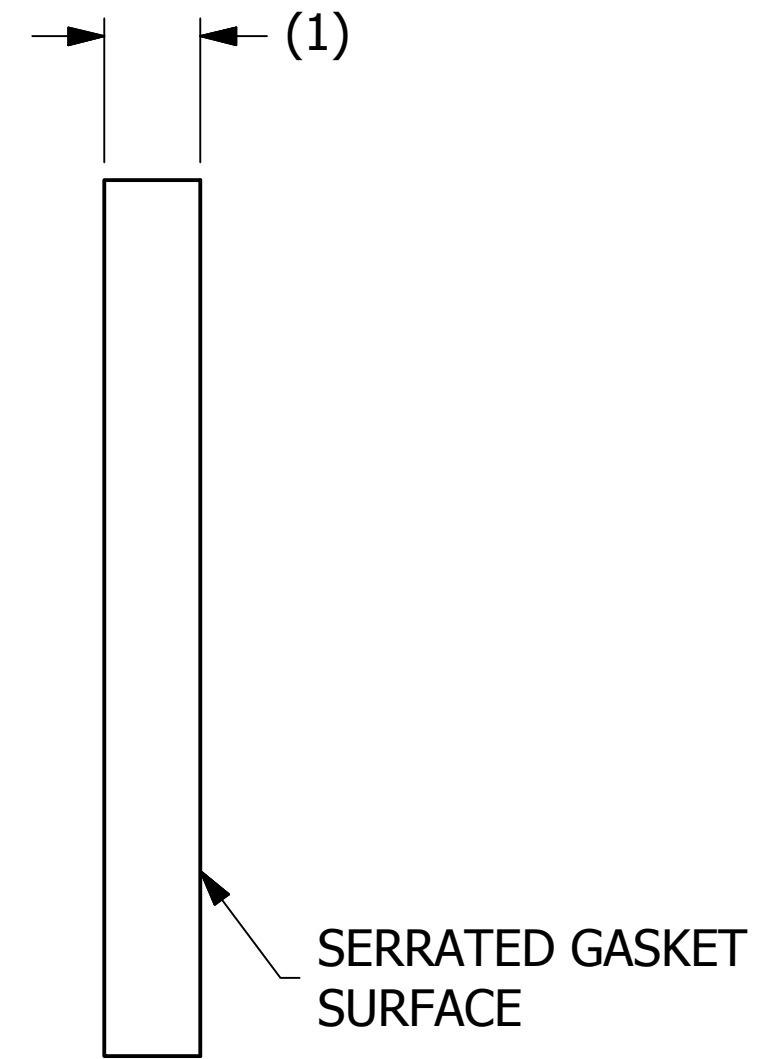
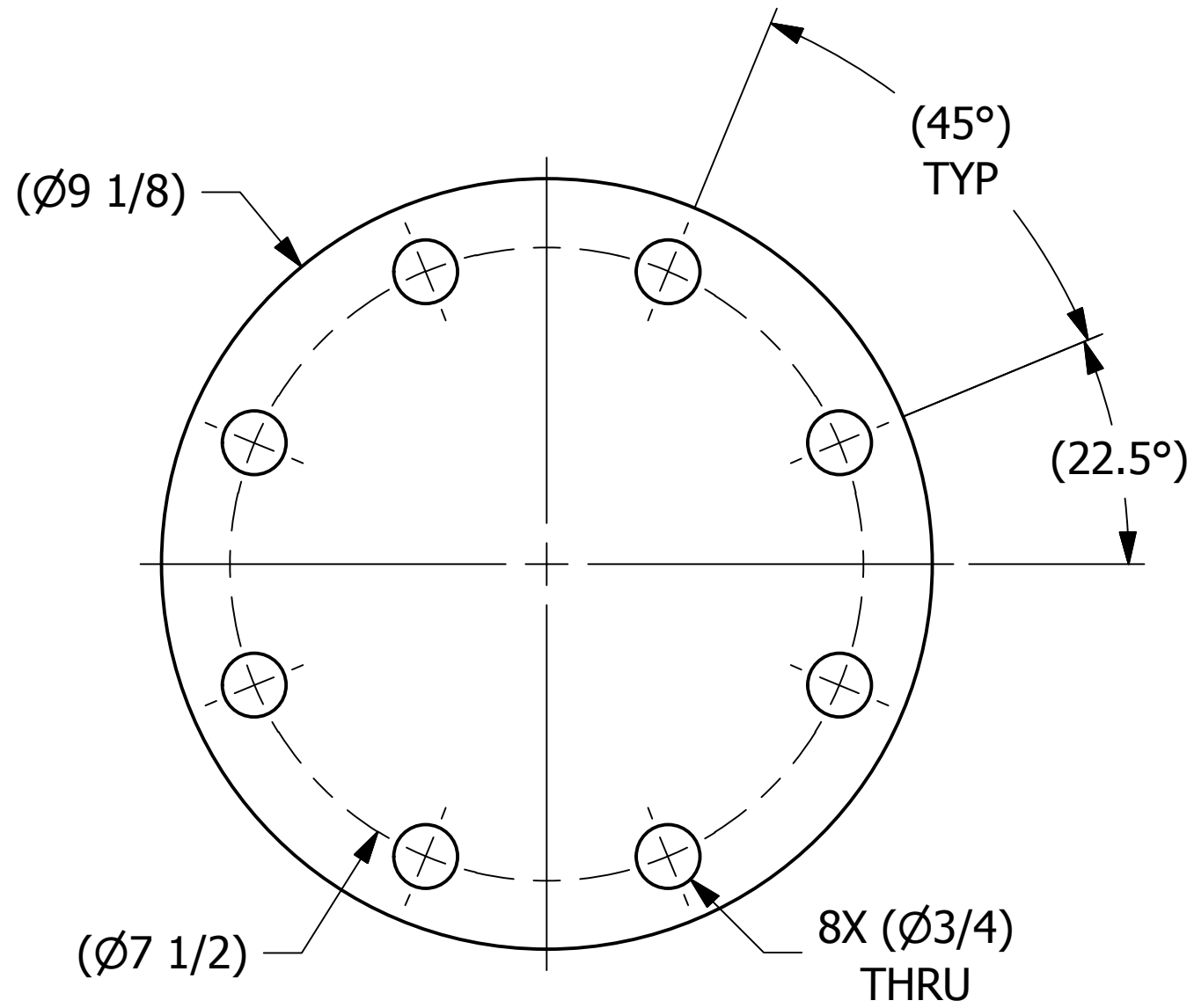


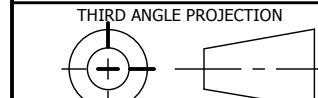
SALES DRAWING SALES DRAWING

SALES DRAWING SALES DRAWING



REV	BY	DATE	DESCRIPTION
D	TAK	8-22-18	ADDED DSS 5, Q-2.14, & PRESSURE ENGRAVING
C	DGP	05-08-14	UPDATED MATERIAL & MATERIAL QUANTITY REQ'D. ADDED DIMS.
B	DGP	06-14-13	UPDATED TO CURRENT DRAFTING STANDARD UPDATED TITLEBLOCK & NOTES. ADDED BOM.
A	ACC	12-17-03	ADDED PARTS INTO THE SYSTEM

<small>UNLESS OTHERWISE SPECIFIED DIMENSIONAL TOLERANCES FRACTIONAL: ±1/16 X.XX: ±.03 X.XXX: ±.015 ANGLE: ±1° DEBURR ALL SHARP EDGES. ALL MACHINED SURFACES TO HAVE A 125 RMS FINISH UNLESS NOTED OTHERWISE.</small>	DRAWN BY:	CHL
	CHECKED BY:	ACC
	PROTOTYPE BY:	CHL
	PROTOTYPE DATE:	12/2/2003
	APPROVED FOR PRODUCTION BY:	ACC
	PRODUCTION DATE:	12/17/2003



SALCO PRODUCTS, INC.		
PART NAME: BLIND FLANGE 4" 150 LB		
MATERIAL: SALCO PE		
PROJECT #: 030708	SHEET #: 1 OF 1	SCALE: 1:2
DRAWING #: C18609	PART #: HS4150BFP	

THIS PRINT, PROPERTY OF SALCO PRODUCTS INC., CONTAINS PROPRIETARY INFORMATION AND MUST NOT BE COPIED, REPRODUCED, OR USED DETRIMENTALLY TO OUR INTEREST.